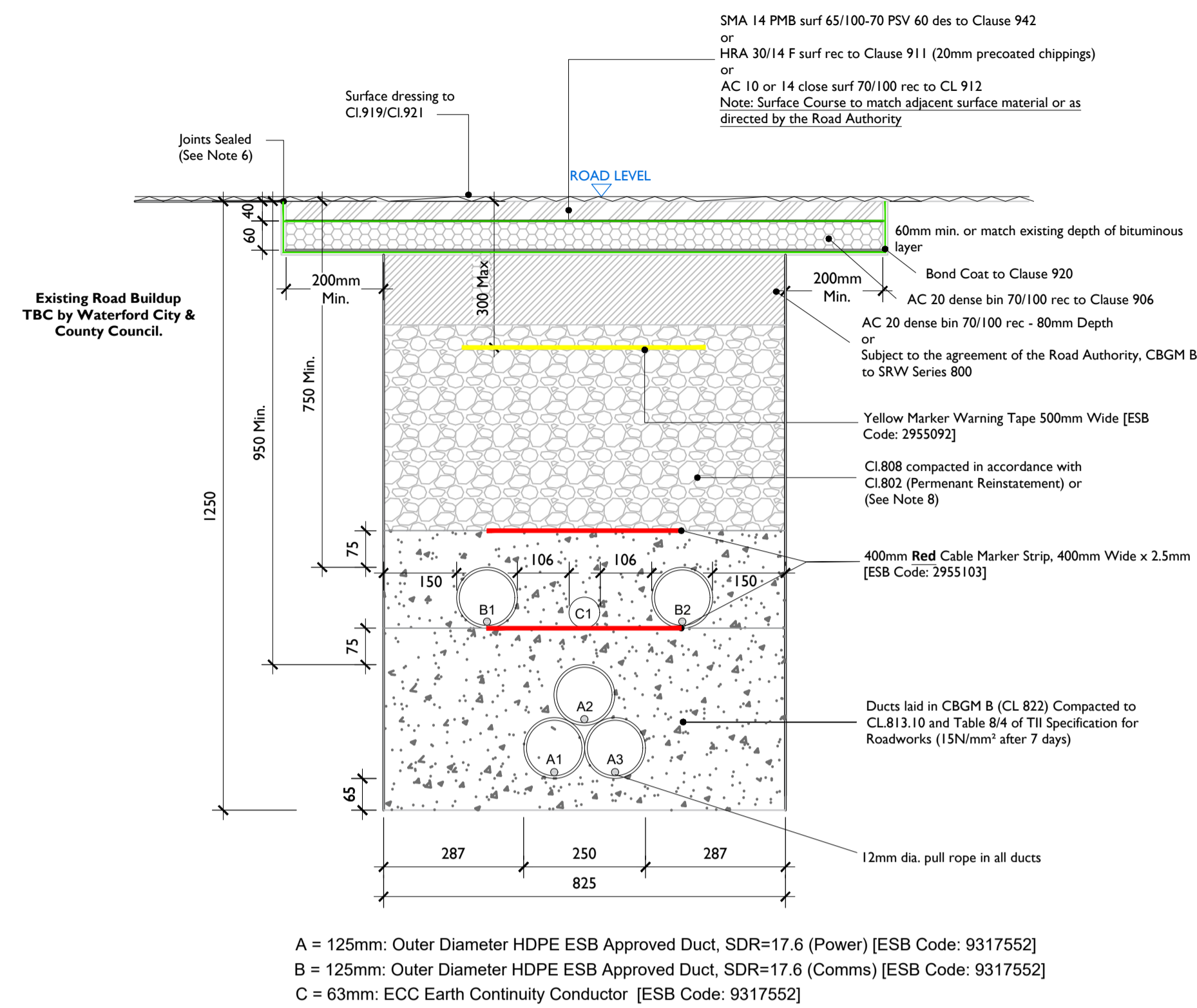


ISO A1 594mm x 841mm

Permanent Reinstatement

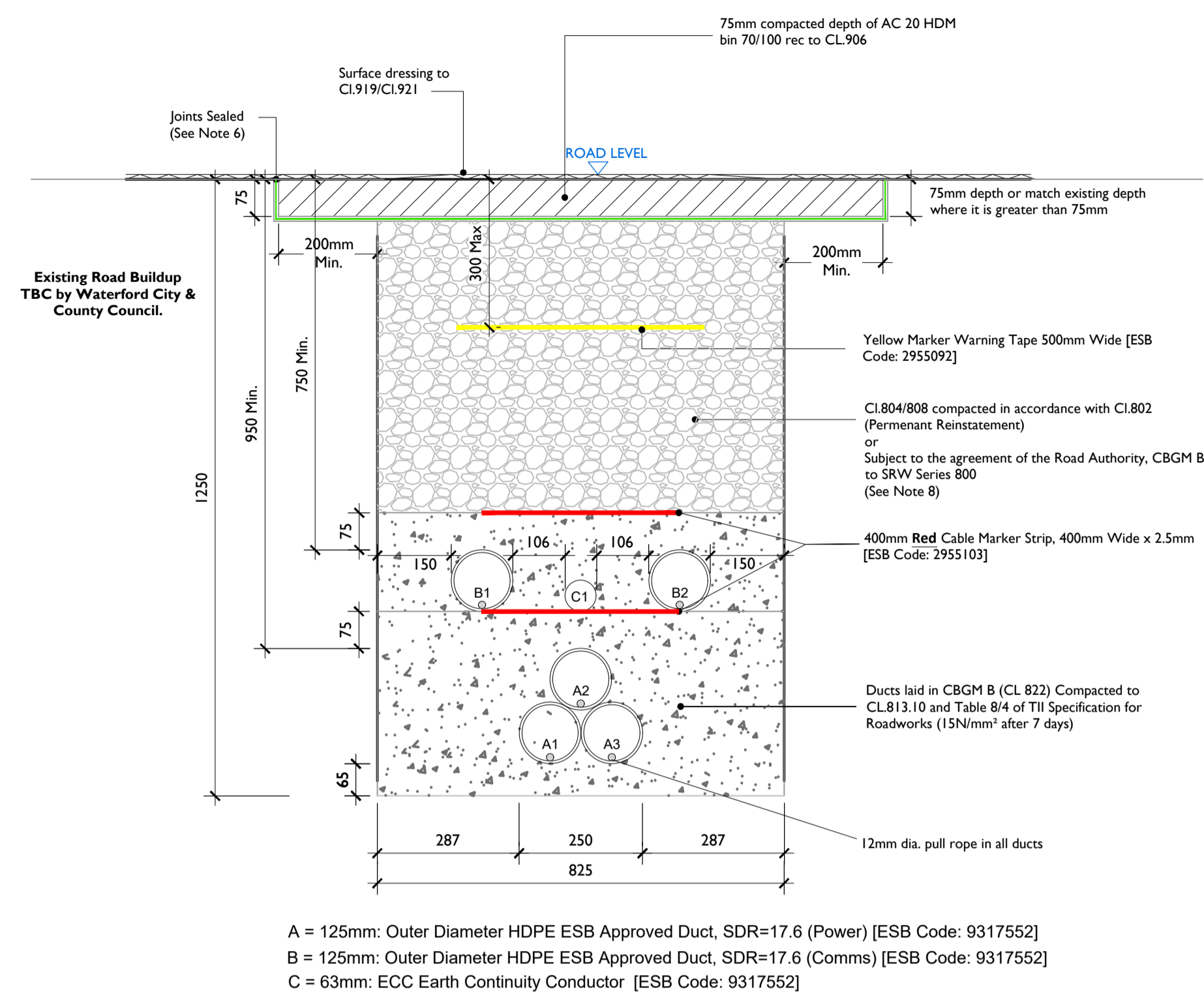
Reinstatement details based on Guidelines for Managing Openings in Public Roads - SD4



Section Through Permanent Reinstatement of Longitudinal Opening in Roadway With ECC

SCALE 1:10

Reinstatement details based on Guidelines for Managing Openings in Public Roads - SD5



Section Through Permanent Reinstatement of Longitudinal Opening in Dressed Rural Unbound Roadway With ECC

SCALE 1:10

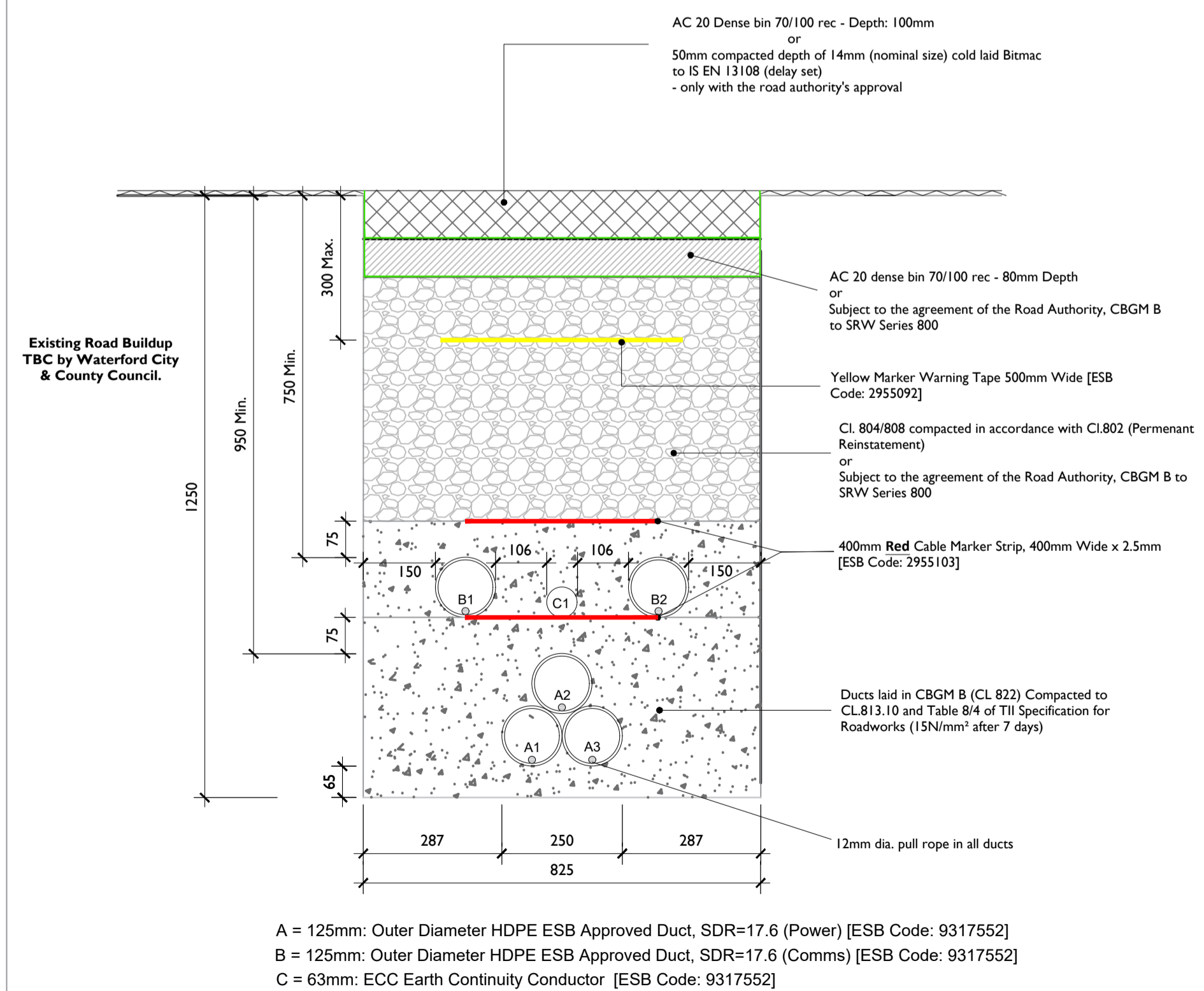
ALL REINSTATEMENT WORKS ARE TO BE IN ACCORDANCE WITH GUIDELINES FOR MANAGING OPENINGS IN PUBLIC ROADS (APRIL 2017) AND LOCAL AREA ENGINEERS REQUIREMENTS

Note:

- All bound edges shall be saw cut to expose the full vertical thickness of each layer prior to excavation. All edges shall be essentially straight, smooth and vertical.
- Where a temporary surface has been used, material shall be planed out to the depth specified in this drawing. The new permanent surface shall be machined laid and mechanically compacted with a vibrating roller.
- Where the trimmed edge of excavation is within 400mm* of a joint / edge, ironwork or other reinstatement, this trimmed edge shall be extended to include same and the area of reinstatement shall be extended accordingly (* increase to 800mm where this is pre-existing practice).
- Any damaged area adjacent to the opening and resulting from the excavation operation shall be included within the area to be reinstated.
- Clause 808 or Cement Bound Granular Material surface to be sprayed per clause 920 prior to application of Asphalt Concrete Layer.
- Joint sealer shall be a hot 50 pen bitumen binder or cold thixotropic bitumen 50-70 pen to be applied to all vertical cuts in accordance with B.S.594987 prior to application of bituminous materials.
- For roads without asphalt concrete surface (e.g. may be CL.804 with double surface dressing), the road authority may as its discretion permit the temporary reinstatement surface of asphalt concrete to be regulated in lieu of excavation and reinstatement; and subsequently surface dressed.
- Where required by the Road authority the trench may be reinstated with a Cement Bound Granular Material.

Temporary Reinstatement

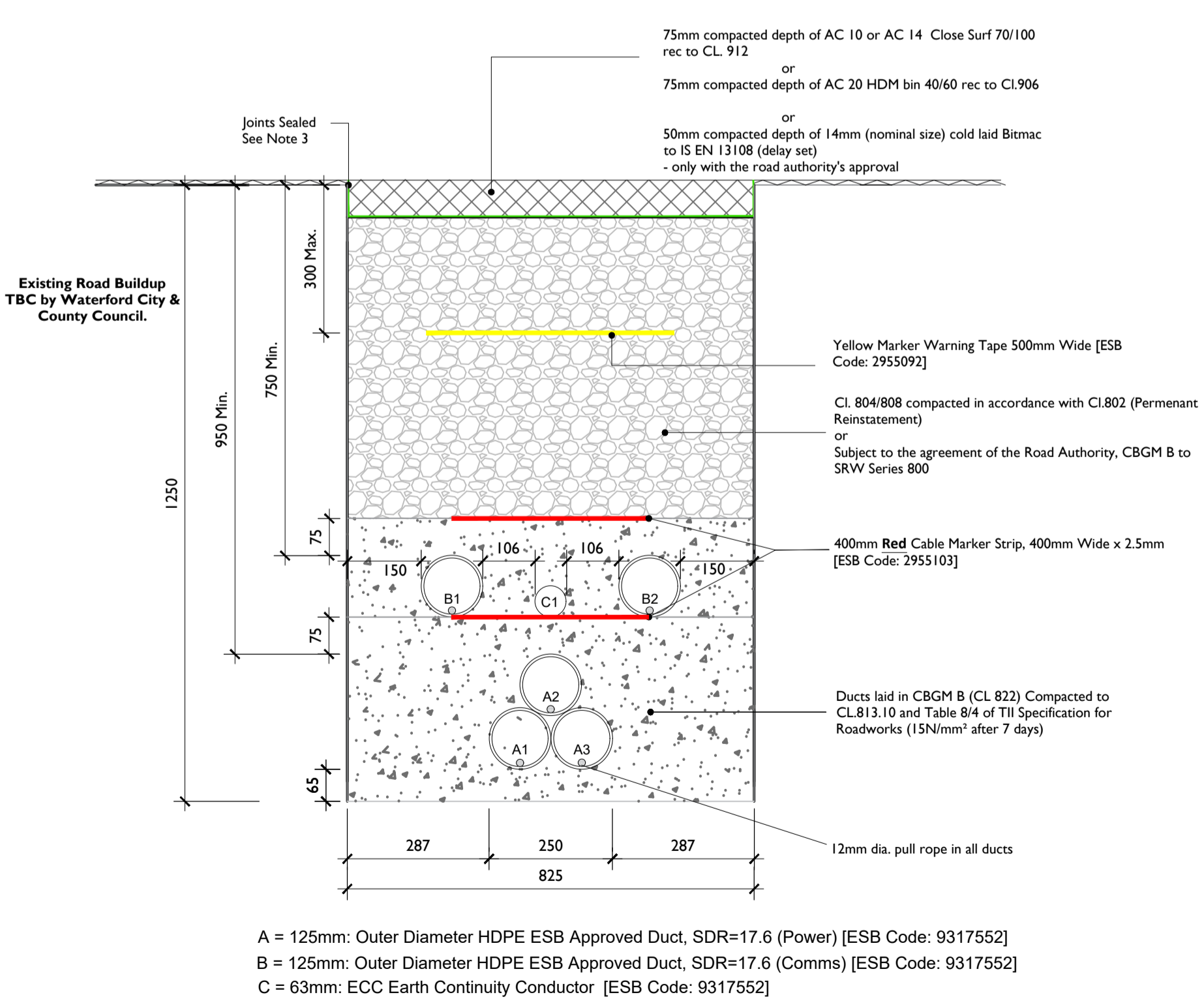
Reinstatement details based on Guidelines for Managing Openings in Public Roads - SD1



Section Through Temporary Reinstatement of Longitudinal Opening in Roadway With ECC

SCALE 1:10

Reinstatement details based on Guidelines for Managing Openings in Public Roads - SD2



Section Through Temporary Reinstatement of Longitudinal Opening in Dressed Rural Unbound Roadway With ECC

SCALE 1:10

ALL REINSTATEMENT WORKS ARE TO BE IN ACCORDANCE WITH GUIDELINES FOR MANAGING OPENINGS IN PUBLIC ROADS (APRIL 2017) AND LOCAL AREA ENGINEERS REQUIREMENTS

Note:

- All bound edges shall be saw cut to expose the full vertical thickness of each layer prior to excavation. All edges shall be essentially straight, smooth and vertical.
- Clause 808 surface to be sprayed per clause 920 prior to application of Asphalt Concrete Layer.
- Joint sealer shall be a hot 50 pen bitumen binder or cold thixotropic bitumen 50-70 pen to be applied to all vertical cuts in accordance with B.S. 594987 prior to application of bituminous materials.
- Licence holder must maintain temporary reinstatement to a safe and acceptable standard.
- Any damaged area adjacent to the opening and resulting from the excavation operation shall be included within the area to be reinstated.
- Temporary Road Surface warning signs must be used in accordance with the Traffic Signs Manual (Chaper 8 - Temporary Traffic Measures and Signs for Roadworks).
- Refer to detail Permanent Reinstatement of Road for advice on permanent reinstatement - all permanent reinstatement shall be carried out when adequate settlement has occurred as determined by the Road Authority.

PROJECT

**Coumragappul Wind Farm
110kV Grid Connection**

CLIENT

EMpower

CONSULTANTS

NOTES:-

- The following design is subject to ESB approval and should not be used for construction.
- This drawing is to be read in conjunction with relevant drawings, specifications and reports.
- Dimensions are in millimeters, unless noted otherwise. Drawings are not to be scaled use figured dimensions only.
- Existing road build up and reinstatement requirements to be confirmed with Waterford City & County Council.
- Geogrid may be implemented along the cable trench route where deemed necessary by the contractor or as required by Tipperary County Council / TII.

LEGEND:-

ISSUE/REVISION

I/R	DATE	DESCRIPTION
P2	30.08.2023	Issued For Planning
P1	13.01.2023	Issued For Planning

PROJECT NUMBER

05-828

SHEET TITLE

110kV Ducting Through Regional /
Local Roadways and Public Road
Reinstatement With ECC

SHEET NUMBER

05828-DR-161